

OLD MAN EMU

FITTING INSTRUCTIONS

FK65


Toyota Landcruiser

76/78/79 Series ABS Wire Relocation Kit

CONTENTS

Item	Part number	Qty
1	6151303	2
2	3759094	1
3	3759095	1
4	4581044	2
5	4581046	2
6	6151020	2

Tools Required:
12mm & 13mm spanners




INSTALLATION PROCEDURE

LEFT HAND SIDE OF VEHICLE


1. Remove bolt that secures ABS wire bracket to chassis.
2. Fit Relocation bracket with cage nut as shown and secure tightly using original bolt.

Tools:
12mm spanner



3. Fit factory ABS wire bracket to relocation bracket as shown and secure with M8 x 16 bolt, spring washer and flat washer supplied.

Tools:
13mm spanner



RIGHT HAND SIDE OF VEHICLE

1. Remove bolt that secures ABS wire bracket to sway bar.
2. Fit Relocation bracket with cage nut as shown and secure tightly using original bolt.

Tools:
12mm spanner



3. Fit factory ABS wire bracket to relocation bracket as shown and secure with M8 x 16 bolt, spring washer and flat washer supplied.

Tools:
13mm spanner

