

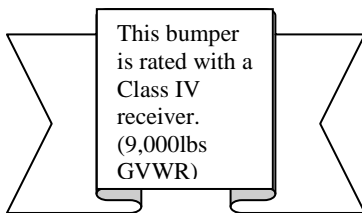


Installation Instructions

Rock Crawler Rear Bumper W/Tire Carrier
1987-2006 Jeep Wrangler
Part # 76621-01 (Bumper)

NOTE: Carefully read entire instructions thoroughly before attempting to assemble and/or install this product.

Parts Included	Qty
Rear Bumper	1
12 mm Nut	8
12 mm Flat Washer	14
12 x 30mm Hex Head Bolt	8



Note: Check with OEM towing specifications and operation before towing anything with your vehicle.

Section One

1. Remove factory rear bumper or bumperettes.
2. On all models the inner two holes will not line up with the factory holes and will need to be drilled.
3. Mount bumper on your vehicle and fasten with included bolts using only the outside holes. Make sure bumper is positioned correctly and tighten bolts snug. Use the inner bracket holes as a template; mark the holes on the frame. Now remove bumper and set to the side.
4. **Caution: Use Extreme care and caution before drilling. Make sure to check backside of frame for hazards and obstructions.** Using a 7/16" bit, drill the marked holes. (Figure 1)



(Figure 1)

Section Two

5. Position bumper against rear vehicle frame. Attach driver and passenger side rear brackets using (1) 12 x 30mm bolt, (2) 12mm flat washers, (1) 12mm lock washer, (1) 12mm nut, at each of the eight mounting holes. **Note:** Do not tighten completely at this time.
6. Using (1) 12 x 30mm bolt, (1) 12 mm flat washer, (1) 12mm lock washer for each hole, mount the bottom brackets of the bumper to the bottom hole in the vehicle frame.(Tighten all hardware now)
- 7.

For Technical Support/Warranty Information please call 310-762-9944

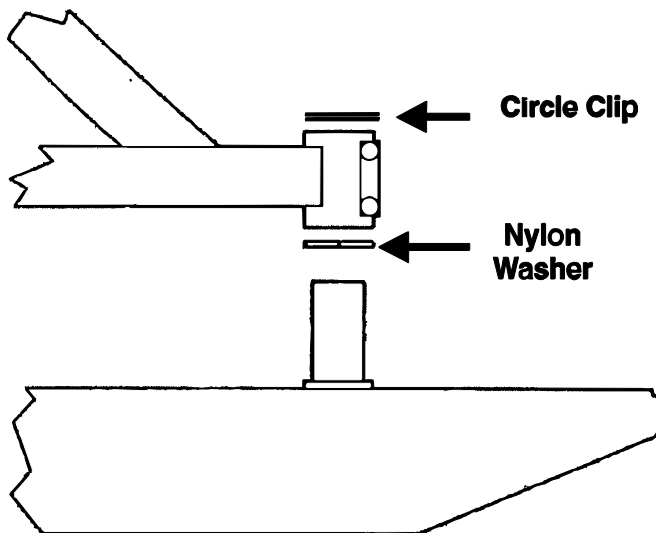


Installation Instructions

Rock Crawler Rear Bumper W/Tire Carrier
1987-2006 Jeep Wrangler
Part # 76621-01 (Bumper)


Section Three

8. Place nylon washer over rear bumper post, then place tire carrier on top. Once the tire carrier has been placed over post, swing it to the closed position and latch it into place. Secure it with the already installed bolts. (Figure 2 and 3)
9. Carefully place the Circle Clip on top of the post over the tire carrier portion.



(Figure 2)

(Figure 3)



10. Locate the tire carrier top post, along with (1) 7/8" x 2 1/2" Hex Head Bolt, (2) 7/8" Flat Washer, and (1) 7/8" Lock Nut. Insert the top post into the top of the tire carrier and secure with the 7/8" hardware. (Figure 4).


For Technical Support/Warranty Information please call 310-762-9944

Smittybilt, 400 West Artesia Blvd, Compton, CA 90220



Installation Instructions

Rock Crawler Rear Bumper W/Tire Carrier
1987-2006 Jeep Wrangler
Part # 76621-01 (Bumper)



(Figure 4)

Section Four

11. Locate tire mounting bracket, (3) 3/8 x 1" Hex Head Bolts, (6) 3/8" Flat Washers, (3) Lock Nuts. Slide the tire mounting bracket over support bracket on carrier. Lineup the 3 slotted holes and install with the 3/8" hardware. (Figure 5,6) **Note:** There are two sets of slotted holes. This is to accommodate oversize tires. Determine the best position for your tire size and then tighten all hardware on mounting bracket. For best results the back side of the tire should rest against the (Triangle) tire carrier.




Fig 5




Fig 6

For Technical Support/Warranty Information please call 310-762-9944



Installation Instructions

*Rock Crawler Rear Bumper W/Tire Carrier
1987-2006 Jeep Wrangler
Part # 76621-01 (Bumper)*

12. It may be necessary to install the supplied rubber bushing/spacer on the backside of the (Triangle) tire carrier. This will help reduce any rattling that may occur. Determine the best mounting spot on the backside of the carrier where it will rest flush on the back of the vehicle and not interfere with anything. Mount by drilling a 1/8" hole and the supplied #10 x 1" sheet metal screw.

NOTE: To protect your investment, wax this product after installing. Regular waxing is recommended. Do not use any type of polish/wax that contains abrasives that could damage the finish.

LIMITED WARRANTY

Smittybilt (The Company) warrants to the original purchaser of this product that should the product or any part thereof, under normal use and conditions, be proven defective in material or workmanship within the warranty period of 3 years from the date of purchase, such defect(s) will be repaired or replaced (At the Company's option) without charge for parts or labor. To obtain repair or replacement within the terms of the warranty, the product is to be delivered with proof of warranty coverage (e.g. dated bill of sale, receipt), specification of defect, freight pre-paid with Returns Good Authorization Number from Smittybilt to place of purchase or to Smittybilt. Items returned to Smittybilt Automotive without an Returns Authorization Number will be refused and returned to sender at the senders expense.

This warranty does not apply to any product or part thereof which, in the opinion of the Company, has suffered or been damaged through altercation, improper installation, mishandling, misuse, neglect accident or acts of nature. **THE EXTENT OF THE COMPANY'S LIABILITY UNDER THIS WARRANTY IS LIMITED TO THE REPAIR OR REPLACEMENT PROVIDED ABOVE AND, IN NO EVENT, SHALL THE COMPANY'S LIABILITY EXCEED THE PURCHASE PRICE PAID BY THE PURCHASER FOR THIS PRODUCT.**

This warranty is in lieu of all expressed warranties and liabilities. ANY IMPLIED WARRANTIES, INCLUDING ANY IMPLIED WARRANTY OF MERCHANTABILITY SHALL BE LIMITED TO THE DURATION OF THIS WRITTEN WARRANTY. ANY ACTION FOR BREACH OF ANY WARRANTY HEREUNDER INCLUDING ANY IMPLIED WARRANTY OF MERCHANTABILITY MUST BE BROUGHT WITHIN A PERIOD OF 90 DAYS FROM DATE OF ORIGINAL PURCHASE. IN NO CASE SHALL THE COMPANY BE LIABLE FOR ANY CONSEQUENTIAL OR INCIDENTAL DAMAGES FOR BREACH OF THIS OR ANY OTHER WARRANTY, EXPRESSED OR IMPLIED, WHATSOEVER. No person or representative is authorized to assume for the company any liability other than expressed herein in connection with the sale of this product. Some states do not allow limitations on how long an implied warranty lasts or the exclusion or limitation of incidental or consequential damage, therefore above limitations may not apply to you. This warranty gives the purchaser specific legal rights. The purchaser may have additional rights, which vary from state to state.

Some states do not allow limitations on how long an implied warranty lasts or the exclusion or limitation of incidental or consequential damage, therefore above limitations may not apply to you. This warranty gives the purchaser specific legal rights. The purchaser may have additional rights, which vary from state to state.

For Technical Support/Warranty Information please call 310-762-9944

Smittybilt, 400 West Artesia Blvd, Compton, CA 90220